


Geethanjali College of Pharmacy

Approved by AICTE, PCI New Delhi, Permanently Affiliated to JNTUH & B. Pharmacy Accredited by NBA
 Recognized Under UGC Section 2F & 12B of UGC Act, 1956, by DSIR-SIRO & HI/BI of MSME, Certified by ISO 9001:2015
 Cheeryal (V), Keesara (M), Medchal-Malkajgiri Dist., Telangana State- 501301

CO-PO ATTAINMENT REPORT- Pharm D (2015-2021) BATCH

Table 1: CO-PO CORRELATION MATRIX OF ALL COURSES OF Pharm D (2015-2021) ACADEMIC BATCH

PROGRAMME: PHARM D													
Year/Sem	Course Name	Course Code	CO-PO Correlation value										
			PO1	PO2	PO3	PO4	PO5	PO6	PO7	PO8	PO9	PO10	PO11
I	Human Anatomy and Physiology	PD.C11	2.7	-	3	2.9	-	2.7	2.7	-	3	3	3
I	Pharmaceutics	PD.C12	3	3	3	3	3	3	3	3	3	3	3
I	Medicinal Biochemistry	PD.C13	3	-	3	2	-	3	3	-	3	2	3
I	Pharmaceutical Organic Chemistry	PD.C14	3	1	3	3	1	3	3	1	3	3	3
I	Pharmaceutical Inorganic Chemistry	PD.C15	3	1	3	3	1	3	3	1	3	3	3



Signature

PRINCIPAL
 Geethanjali College of Pharmacy
 Keesara (M), Medchal Dist. T.S. - 501301


I	Remedial Mathematics	PD.C16	-	-	3	2	-	-	-	-	3	-	3
I	Human Anatomy and Physiology LAB	PD.C18	2.7	-	3	2.7	-	2.7	2.7	-	3	3	3
I	Pharmaceutics LAB	PD.C19	3	3	3	3	3	3	3	3	3	3	3
I	Medicinal Biochemistry LAB	PD.C110	3	2	3	2	2	3	3	2	3	3	3
I	Pharmaceutical Organic Chemistry LAB	PD.C111	3	1	3	3	1	3	3	1	3	3	3
I	Pharmaceutical Inorganic Chemistry LAB	PD.C112	3	1	3	3	1	3	3	1	3	3	3
II	Pathophysiology	PD.C21	3	1	3	3	1	3	3	1	3	3	3
II	Pharmaceutical Microbiology	PD.C22	3	1	3	3	1	3	3	1	3	3	3
II	Pharmacognosy and Phytopharmaceuticals	PD.C23	3	2	2	2	2	3	3	2	2	2	3
II	Pharmacology-I	PD.C24	3	-	3	2	-	3	3	-	2	2	3
II	Community Pharmacy	PD.C25	2.8	-	3	3	-	2.8	2.8	-	3	3	2.8
II	Pharmacotherapeutics-I	PD.C26	3	3	3	3	3	3	3	3	3	3	3
II	Pharmaceutical Microbiology LAB	PD.C27	3	1	3	3	1	3	3	1	3	3	3
II	Pharmacognosy and Phytopharmaceuticals LAB	PD.C28	2.33	1	2	2	1	2.33	2	1	2	2	2
II	Pharmacotherapeutics-I Lab	PD.C210	2.6	2.6	3	3	2.6	2.6	2.6	2.6	3	3	3




Handwritten signature in green ink.

PRINCIPAL
Geethanjali College of Pharmacy

III	Pharmacology -II	PD.C31	2.6	1	3	3	1	2.6	2.6	2	2.6	1	3
III	Pharmaceutical Analysis	PD.C32	3	-	3	2	-	3	3	-	3	2	3
III	Pharmacotherapeutics -II	PD.C33	3	3	3	3	3	3	3	3	3	3	3
III	Pharmaceutical Jurisprudence	PD.C34	3	2	3	3	2	3	3	2	3	3	3
III	MedicinalChemistry	PD.C35	3	1	3	2	1	3	3	2	3	3	3
III	Pharmaceutical formulations	PD.C36	3	3	3	3	3	3	3	3	3	3	3
III	Pharmacology -II LAB	PD.C37	3	3	3	3	3	3	3	3	3	3	3
III	Pharmaceutical Analysis LAB	PD.C38	3	-	3	-	-	3	3	-	3	3	3
III	Pharmacotherapeutics -II LAB	PD.C39	2.6	2.6	3	3	2.6	2.6	2.6	2.6	3	3	3
III	MedicinalChemistry LAB	PD.C310	3	1	3	2	1	3	3	2	3	3	3
III	Pharmaceutical formulations LAB	PD.C311	3	3	3	3	3	3	3	3	3	3	3
IV	Pharmacotherapeutics -III	PD.C41	3	3	3	3	3	3	3	3	3	3	3
IV	Hospital Pharmacy	PD.C42	2.4	-	3	3	-	2.4	-	-	3	3	3
IV	Clinical Pharmacy	PD.C43	2.5	--	3	3	--	2.5	2.5	--	3	3	2.5
IV	Biostatistics and Research Methodology	PD.C44	-	-	3	2	-	-	-	-	3	-	3
IV	Biopharmaceutics and Pharmacokinetics	PD.C45	3	2	3	3	2	3	3	2	3	3	3
IV	Clinical Toxicology	PD.C46	2.7	-	3	2.5	-	2.7	2.7	-	3	3	3




 PRINCIPAL
 Geethanjali College of Pharmacy
 Cheeryl(V), Keesara(M), Medchal Dist. T.S.-501301.


IV	Pharmacotherapeutics -III LAB	PD.C47	2.6	2.6	3	3	2.6	2.6	2.6	2.6	3	3	3
IV	Hospital Pharmacy LAB	PD.C48	2.8	-	3	3	-	2.8	-	-	3	3	3
IV	Clinical Pharmacy LAB	PD.C49	2.8	--	3	3	--	2.8	2.8	--	3	3	3
IV	Biopharmaceutics and Pharmacokinetics LAB	PD.C410	3	2	3	2	2	3	3	2	3	3	3
V	Clinical reaserch	PD.C51	3	3	3	2.67	3	3	3	3	3	2.67	3
V	Pharmacoepidemiology &Pharmacoeconomics	PD.C52	2.4	2	5	5	2	2.4	2.4	2	5	5	2.4
V	Clinical Pharmacokinetics and Therapeutic Drug Monitoring	PD.C53	2.7	-	3	2.7	-	2.7	2.7	-	3	3	3
Average			2.7	1.3	3	2.6	1.3	2.7	2.6	1.3	2.9	2.74	2.9



Signature
PRINCIPAL
 Geethanjali College of Pharmacy
 Cheeryal(V), Keesara(M), Medchal Dist. T.S.-501301.


TABLE 2: AVERAGE COURSE OUTCOMES ATTAINMENT OF ALL COURSES OF PHARM D (2015-2021) BATCH

PROGRAMME: PHARM D					
S. No	Year/Sem	Course Code	Course	Average Course Outcomes Attainment (%)	Course Outcomes Attainment Level
1	I	PD.C11	Human Anatomy and Physiology	96.4	3
2	I	PD.C12	Pharmaceutics	100	3
3	I	PD.C13	Medicinal Biochemistry	100	3
4	I	PD.C14	Pharmaceutical Organic Chemistry	100	3
5	I	PD.C15	Pharmaceutical Inorganic Chemistry	100	3



Principal
PRINCIPAL
 Geethanjali College of Pharmacy
 Cheeryal(V), Keesara(M), Medchal Dist. T.S.-501301.

6	I	PD.C16	Remedial Mathematics	83	3
7	I	PD.C18	Human Anatomy and Physiology LAB	100	3
8	I	PD.C19	Pharmaceutics LAB	100	3
9	I	PD.C110	Medicinal Biochemistry LAB	100	3
10	I	PD.C111	Pharmaceutical Organic Chemistry LAB	100	3
11	I	PD.C112	Pharmaceutical Inorganic Chemistry LAB	100	3
12	II	PD.C21	Pathophysiology	92.8	3
13	II	PD.C22	Pharmaceutical Microbiology	100	3



Signature


PRINCIPAL
Geethanjali College of Pharmacy
Cheeryal(V), Keesara(M), Medchal Dist. T.S.-501301.

14	II	PD.C23	Pharmacognosy and Phytopharmaceuticals	100	3
15	II	PD.C24	Pharmacology-I	96.4	3
16	II	PD.C25	Community Pharmacy	100	3
17	II	PD.C26	Pharmacotherapeutics-I	100	3
18	II	PD.C27	Pharmaceutical Microbiology LAB	100	3
19	II	PD.C28	Pharmacognosy and Phytopharmaceuticals LAB	100	3
20	II	PD.C210	Pharmacotherapeutics-I Lab	100	3
21	III	PD.C31	Pharmacology –II	100	3



Signature of
PRINCIPAL
 Geethanjali College of Pharmacy
 Cheeryal(V), Keesara(M), Medchal Dist. T.S.-501301.


22	III	PD.C32	Pharmaceutical Analysis	100	3
23	III	PD.C33	Pharmacotherapeutics -II	100	3
24	III	PD.C34	Pharmaceutical Jurisprudence	100	3
25	III	PD.C35	Medicinal Chemistry	92.8	3
26	III	PD.C36	Pharmaceutical formulations	100	3
27	III	PD.C37	Pharmacology -II LAB	100	3
28	III	PD.C38	Pharmaceutical Analysis LAB	100	3
29	III	PD.C39	Pharmacotherapeutics -II LAB	100	3



Signature

PRINCIPAL
 Geethanjali College of Pharmacy
 Cheeryal(V), Keesara(M), Medchal Dist. T.S.-501301.

30	III	PD.C310	Medicinal Chemistry LAB	100	3
31	III	PD.C311	Pharmaceutical formulations LAB	100	3
32	IV	PD.C41	Pharmacotherapeutics -III	100	3
33	IV	PD.C42	Hospital Pharmacy	100	3
34	IV	PD.C43	Clinical Pharmacy	100	3
35	IV	PD.C44	Biostatistics and Research Methodology	100	3
36	IV	PD.C45	Biopharmaceutics and Pharmacokinetics	93.1	3
37	IV	PD.C46	Clinical Toxicology	96.4	3



Principal
PRINCIPAL
 Geethanjali College of Pharmacy
 Keesara (M), Medchal Dist. T.S. -501301.

38	IV	PD.C47	Pharmacotherapeutics -III LAB	100	3
39	IV	PD.C48	Hospital Pharmacy LAB	100	3
40	IV	PD.C49	Clinical Pharmacy LAB	100	3
41	IV	PD.C410	Biopharmaceutics and Pharmacokinetics LAB	100	3
42	V	PD.C51	Clinical research	100	3
43	V	PD.C52	Pharmacoepidemiology & Pharmacoeconomics	100	3
44	V	PD.C53	Clinical Pharmacokinetics and Therapeutic Drug Monitoring	100	3



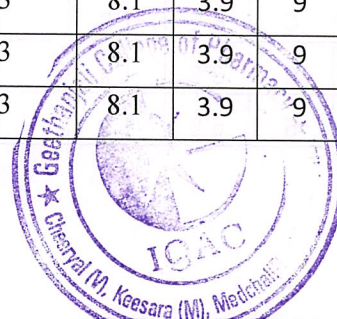
Signature

PRINCIPAL

Geethanjali College of Pharmacy
Cheeryal(V), Keesara(M), Medchal Dist. T.S.-501301.


Table 3: DIRECT ATTAINMENT of PROGRAMME OUTCOMES OF PHARM D (2015-2021) BATCH


Course Name	Course Code	Average CO attainment level(A)	(A*B) of courses										
			PO1	PO2	PO3	PO4	PO5	PO6	PO7	PO8	PO9	PO10	PO11
			2.7	1.3	3	2.6	1.3	2.7	2.6	1.3	2.9	2.7	2.9
Human Anatomy and Physiology	PD.C11	3	8.1	3.9	9	7.8	3.9	8.1	7.8	3.9	8.7	8.1	8.7
Pharmaceutics	PD.C12	3	8.1	3.9	9	7.8	3.9	8.1	7.8	3.9	8.7	8.1	8.7
Medicinal Biochemistry	PD.C13	3	8.1	3.9	9	7.8	3.9	8.1	7.8	3.9	8.7	8.1	8.7
Pharmaceutical Organic Chemistry	PD.C14	3	8.1	3.9	9	7.8	3.9	8.1	7.8	3.9	8.7	8.1	8.7
Pharmaceutical Inorganic Chemistry	PD.C15	3	8.1	3.9	9	7.8	3.9	8.1	7.8	3.9	8.7	8.1	8.7
Remedial Mathematics	PD.C16	3	8.1	3.9	9	7.8	3.9	8.1	7.8	3.9	8.7	8.1	8.7
Human Anatomy and Physiology LAB	PD.C18	3	8.1	3.9	9	7.8	3.9	8.1	7.8	3.9	8.7	8.1	8.7
Pharmaceutics LAB	PD.C19	3	8.1	3.9	9	7.8	3.9	8.1	7.8	3.9	8.7	8.1	8.7
Medicinal Biochemistry LAB	PD.C110	3	8.1	3.9	9	7.8	3.9	8.1	7.8	3.9	8.7	8.1	8.7
Pharmaceutical Organic Chemistry LAB	PD.C111	3	8.1	3.9	9	7.8	3.9	8.1	7.8	3.9	8.7	8.1	8.7



Principal
PRINCIPAL
 Geethanjali College of Pharmacy
 Cheeryal(V), Keesara(M), Medchal Dist. T.S.-501301.

Pharmaceutical Inorganic Chemistry LAB	PD.C112	3	8.1	3.9	9	7.8	3.9	8.1	7.8	3.9	8.7	8.1	8.7
Pathophysiology	PD.C21	3	8.1	3.9	9	7.8	3.9	8.1	7.8	3.9	8.7	8.1	8.7
Pharmaceutical Microbiology	PD.C22	3	8.1	3.9	9	7.8	3.9	8.1	7.8	3.9	8.7	8.1	8.7
Pharmacognosy and Phytopharmaceuticals	PD.C23	3	8.1	3.9	9	7.8	3.9	8.1	7.8	3.9	8.7	8.1	8.7
Pharmacology-I	PD.C24	3	8.1	3.9	9	7.8	3.9	8.1	7.8	3.9	8.7	8.1	8.7
Community Pharmacy	PD.C25	3	8.1	3.9	9	7.8	3.9	8.1	7.8	3.9	8.7	8.1	8.7
Pharmacotherapeutics-I	PD.C26	3	8.1	3.9	9	7.8	3.9	8.1	7.8	3.9	8.7	8.1	8.7
Pharmaceutical Microbiology LAB	PD.C27	3	8.1	3.9	9	7.8	3.9	8.1	7.8	3.9	8.7	8.1	8.7
Pharmacognosy and Phytopharmaceuticals LAB	PD.C28	3	8.1	3.9	9	7.8	3.9	8.1	7.8	3.9	8.7	8.1	8.7
Pharmacotherapeutics-I Lab	PD.C210	3	8.1	3.9	9	7.8	3.9	8.1	7.8	3.9	8.7	8.1	8.7
Pharmacology -II	PD.C31	3	8.1	3.9	9	7.8	3.9	8.1	7.8	3.9	8.7	8.1	8.7
Pharmaceutical Analysis	PD.C32	3	8.1	3.9	9	7.8	3.9	8.1	7.8	3.9	8.7	8.1	8.7
Pharmacotherapeutics -II	PD.C33	3	8.1	3.9	9	7.8	3.9	8.1	7.8	3.9	8.7	8.1	8.7
Pharmaceutical Jurisprudence	PD.C34	3	8.1	3.9	9	7.8	3.9	8.1	7.8	3.9	8.7	8.1	8.7
MedicinalChemistry	PD.C35	3	8.1	3.9	9	7.8	3.9	8.1	7.8	3.9	8.7	8.1	8.7
Pharmaceutical formulations	PD.C36	3	8.1	3.9	9	7.8	3.9	8.1	7.8	3.9	8.7	8.1	8.7
Pharmacology -II LAB	PD.C37	3	8.1	3.9	9	7.8	3.9	8.1	7.8	3.9	8.7	8.1	8.7
Pharmaceutical Analysis LAB	PD.C38	3	8.1	3.9	9	7.8	3.9	8.1	7.8	3.9	8.7	8.1	8.7
Pharmacotherapeutics -II LAB	PD.C39	3	8.1	3.9	9	7.8	3.9	8.1	7.8	3.9	8.7	8.1	8.7
MedicinalChemistry LAB	PD.C310	3	8.1	3.9	9	7.8	3.9	8.1	7.8	3.9	8.7	8.1	8.7
Pharmaceutical formulations LAB	PD.C311	3	8.1	3.9	9	7.8	3.9	8.1	7.8	3.9	8.7	8.1	8.7
Pharmacotherapeutics -III	PD.C41	3	8.1	3.9	9	7.8	3.9	8.1	7.8	3.9	8.7	8.1	8.7




PRINCIPAL
 Geethanjali College of Pharmacy
 Cheeryal(V), Keesara(M), Medchal Dist. T.S.-501301.

Hospital Pharmacy	PD.C42	3	8.1	3.9	9	7.8	3.9	8.1	7.8	3.9	8.7	8.1	8.7
Clinical Pharmacy	PD.C43	3	8.1	3.9	9	7.8	3.9	8.1	7.8	3.9	8.7	8.1	8.7
Biostatistics and Research Methodology	PD.C44	3	8.1	3.9	9	7.8	3.9	8.1	7.8	3.9	8.7	8.1	8.7
Biopharmaceutics and Pharmacokinetics	PD.C45	3	8.1	3.9	9	7.8	3.9	8.1	7.8	3.9	8.7	8.1	8.7
Clinical Toxicology	PD.C46	3	8.1	3.9	9	7.8	3.9	8.1	7.8	3.9	8.7	8.1	8.7
Pharmacotherapeutics -III LAB	PD.C47	3	8.1	3.9	9	7.8	3.9	8.1	7.8	3.9	8.7	8.1	8.7
Hospital Pharmacy LAB	PD.C48	3	8.1	3.9	9	7.8	3.9	8.1	7.8	3.9	8.7	8.1	8.7
Clinical Pharmacy LAB	PD.C49	3	8.1	3.9	9	7.8	3.9	8.1	7.8	3.9	8.7	8.1	8.7
Biopharmaceutics and Pharmacokinetics LAB	PD.C410	3	8.1	3.9	9	7.8	3.9	8.1	7.8	3.9	8.7	8.1	8.7
Clinical reaserch	PD.C51	3	8.1	3.9	9	7.8	3.9	8.1	7.8	3.9	8.7	8.1	8.7
Pharmacoepidemiology &Pharmacoeconomics	PD.C52	3	8.1	3.9	9	7.8	3.9	8.1	7.8	3.9	8.7	8.1	8.7
Clinical Pharmacokinetics and Therapeutic Drug Monitoring	PD.C53	3	8.1	3.9	9	7.8	3.9	8.1	7.8	3.9	8.7	8.1	8.7
Average of {(A*B) of all courses}			8.9	3.8	9	7.7	3.9	8.9	7.7	3.8	8.6	8.9	8.6
Average correlation values of CO-PO matrix (B) of all courses			2.7	1.3	3	2.6	1.3	2.7	2.6	1.3	2.9	2.7	2.9
DIRECT ATTAINMENT			3.29	2.92	3	2.96	3	3.29	2.96	2.92	2.6	3.29	2.6

NOTE: The direct attainment of POs for all courses is calculated by using the following equation =

Average of {(A*B) of all courses}

Average correlation values of CO-PO matrix (B) of all courses;


From Direct PO attainment 80% weightage is taken.



Principal
PRINCIPAL
 Geethanjali College of Pharmacy
 Cheerayal(V), Keesara(M), Medchal Dist. T.S.-501301.

Table 4: INDIRECT ATTAINMENT OF PROGRAMME OUTCOMES OF PHARM D (2015-2021) ACADEMIC BATCH

PROGRAMME: PHARM D														
Batch	Total Students	Survey Details	Total No of Surveys	PO1	PO2	PO3	PO4	PO5	PO6	PO7	PO8	PO9	PO10	PO11
2015-21	29	PES	26	25	25	26	25	25	26	25	26	25	26	26
Indirect attainment level				2.45	2.51	2.63	2.22	2.39	2.71	2.63	2.63	2.54	2.51	2.65
2015-21	29	AS	27	27	27	27	27	27	26	27	27	27	27	27
Indirect attainment level				2.61	2.69	2.56	2.56	2.58	2.53	2.61	2.67	2.58	2.67	2.61
2015-21	29	ES	10	10	10	10	10	10	10	10	10	10	10	10
Indirect attainment level				2.55	2.40	2.48	2.48	2.40	2.55	2.63	2.55	2.63	2.55	2.55



[Signature]
PRINCIPAL
 Geethanjali College of Pharmacy
 Cheeryal(V), Keesara(M), Medchal Dist. T.S.-501301.

Geethanjali College of Pharmacy
Cheeryal (V), Keesara (M), Medchal Dist. T.S.-501301.

Table 5: OVERALL PO ATTAINMENT OF PROGRAMME OUTCOMES OF PHARM D (2015-2021) ACADEMIC BATCH

PO ATTAINMENT	PO1	PO2	PO3	PO4	PO5	PO6	PO7	PO8	PO9	PO10	PO11
DIRECT ATTAINMENT (80%)	3.29	2.92	3	2.96	3	3.29	2.96	2.92	2.6	3.29	2.6
PROG EXIT SURVEY (10%)	2.45	2.51	2.63	2.22	2.39	2.71	2.63	2.63	2.54	2.51	2.65
EMPLOYER SURVEY (05%)	2.55	2.40	2.48	2.48	2.40	2.55	2.63	2.55	2.63	2.55	2.55
ALUMNI SURVEY (05%)	2.61	2.69	2.56	2.56	2.58	2.53	2.61	2.67	2.58	2.67	2.61
OVERALL PO ATTAINMENT	3.12	2.83	2.90	2.82	2.87	3.14	2.88	2.84	2.58	3.12	2.59

NOTE: Overall PO attainment= (Direct attainment level*0.8) + (PES attainment level*0.1+AS attainment level*0.05+ES attainment level*0.05



[Handwritten Signature]
PRINCIPAL
Geethanjali College of Pharmacy
Cheeryal(V), Keesara(M), Medchal Dist. T.S.-501301.

Table 6: Evaluation of attainment of POs OF PHARM D (2015-2021) BATCH

PO	ELOA	ALOA
PO1	3	3.12
PO2	3	2.83
PO3	3	2.90
PO4	3	2.82
PO5	3	2.87
PO6	3	3.14
PO7	3	2.88
PO8	3	2.84
PO9	3	2.58
PO10	3	3.12
PO11	3	2.59

Note: Expected level of attainment (ELOA); Actual level of attainment (ALOA)



HOD/ PROGRAMME COORDINATOR

HEAD

Department of Pharmacy Practice
Geethanjali College of Pharmacy
Cheeryal(V), Keesara (M), Medchal (Dt)-501301. T.S.



PRINCIPAL

PRINCIPAL

Geethanjali College of Pharmacy
Cheeryal(V), Keesara(M), Medchal Dist. T.S.-501301.